

## How to get APK from Google play store,

1.) First, using android cell phone in Google play store, install APK export

<https://play.google.com/store/apps/details?id=com.ses.app.apkexport&hl=ENG>



# APK Export (Backup & Share)

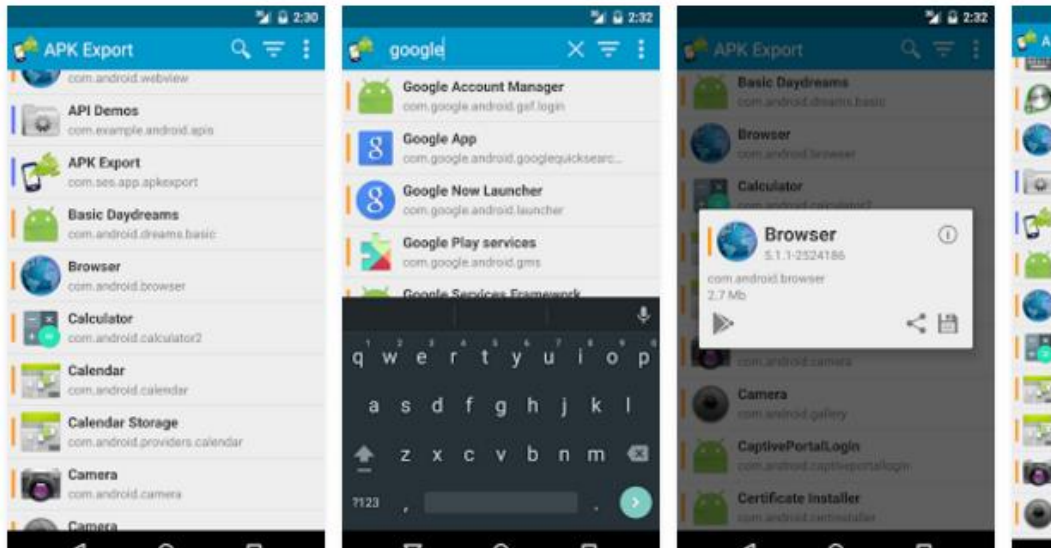
Area 51bis 工具

★★★★★ 496

3+

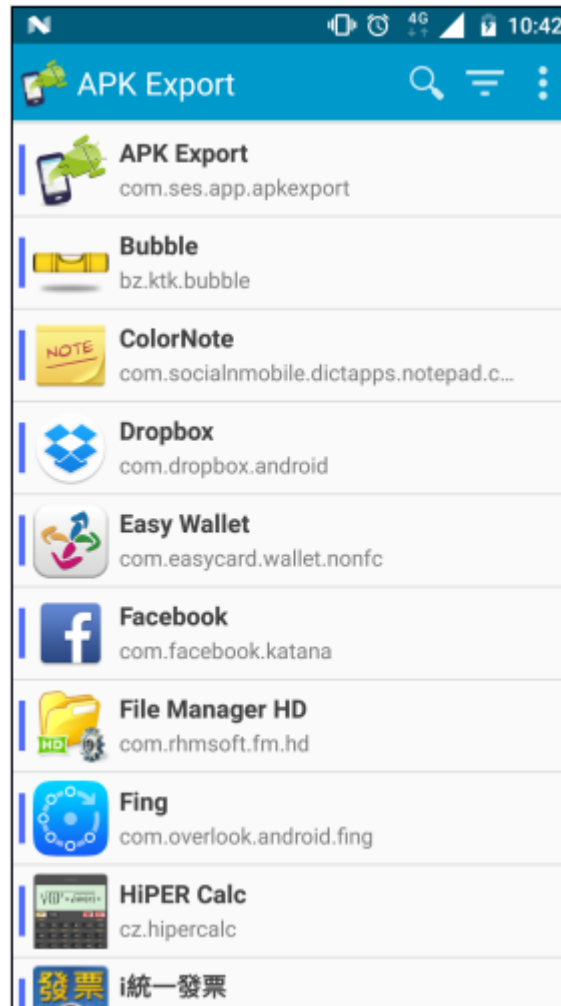
這個應用程式與您的所有裝置都相容。

已安裝



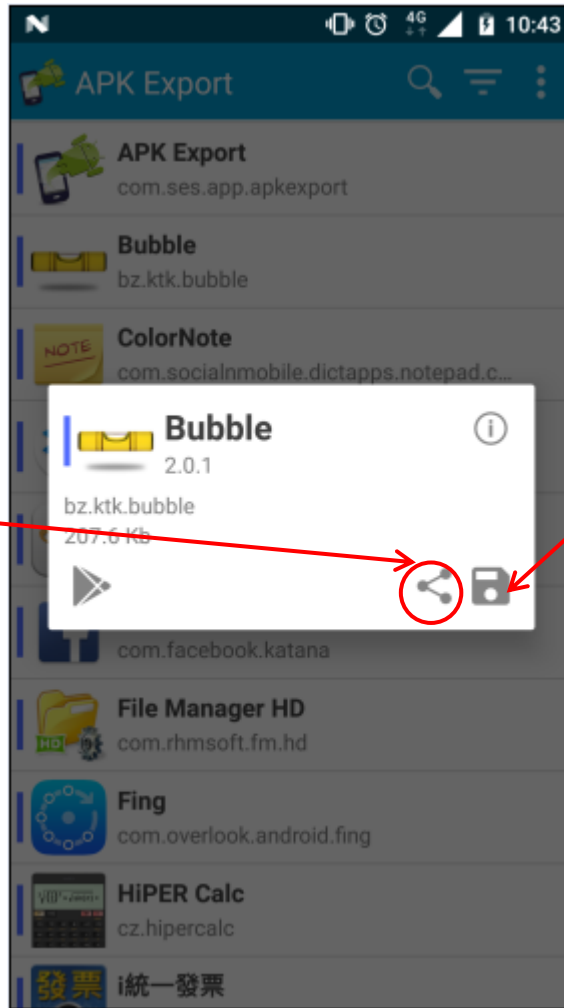
2.) and then, search for you want to install the APK in Google play store, after installer APK, open “APK export”

3.) in APK export , find the APK you just installed



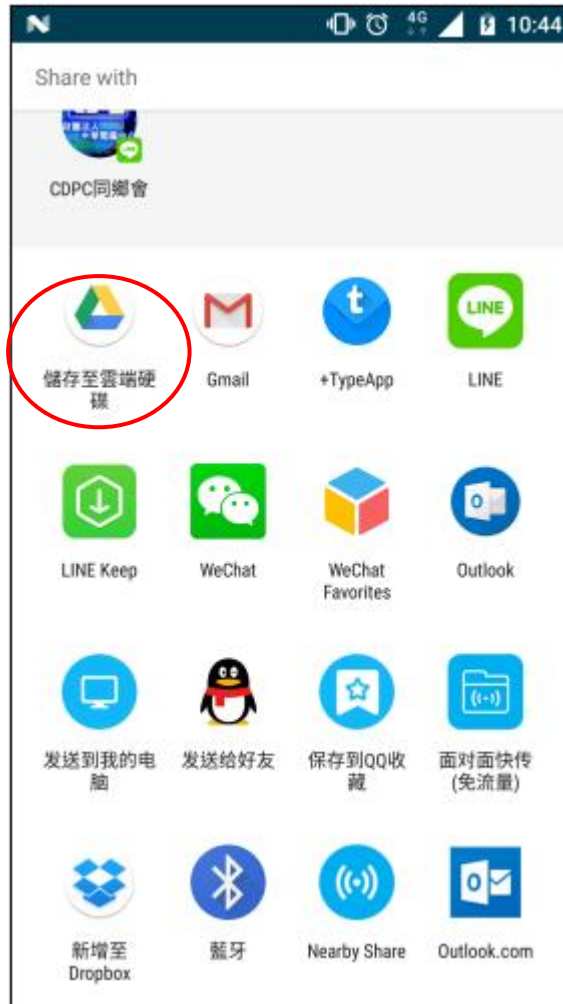
4.) For example Bubble, click it, generate the selection screen, select the transmission

Select the transmission



Select  
save in SD  
card

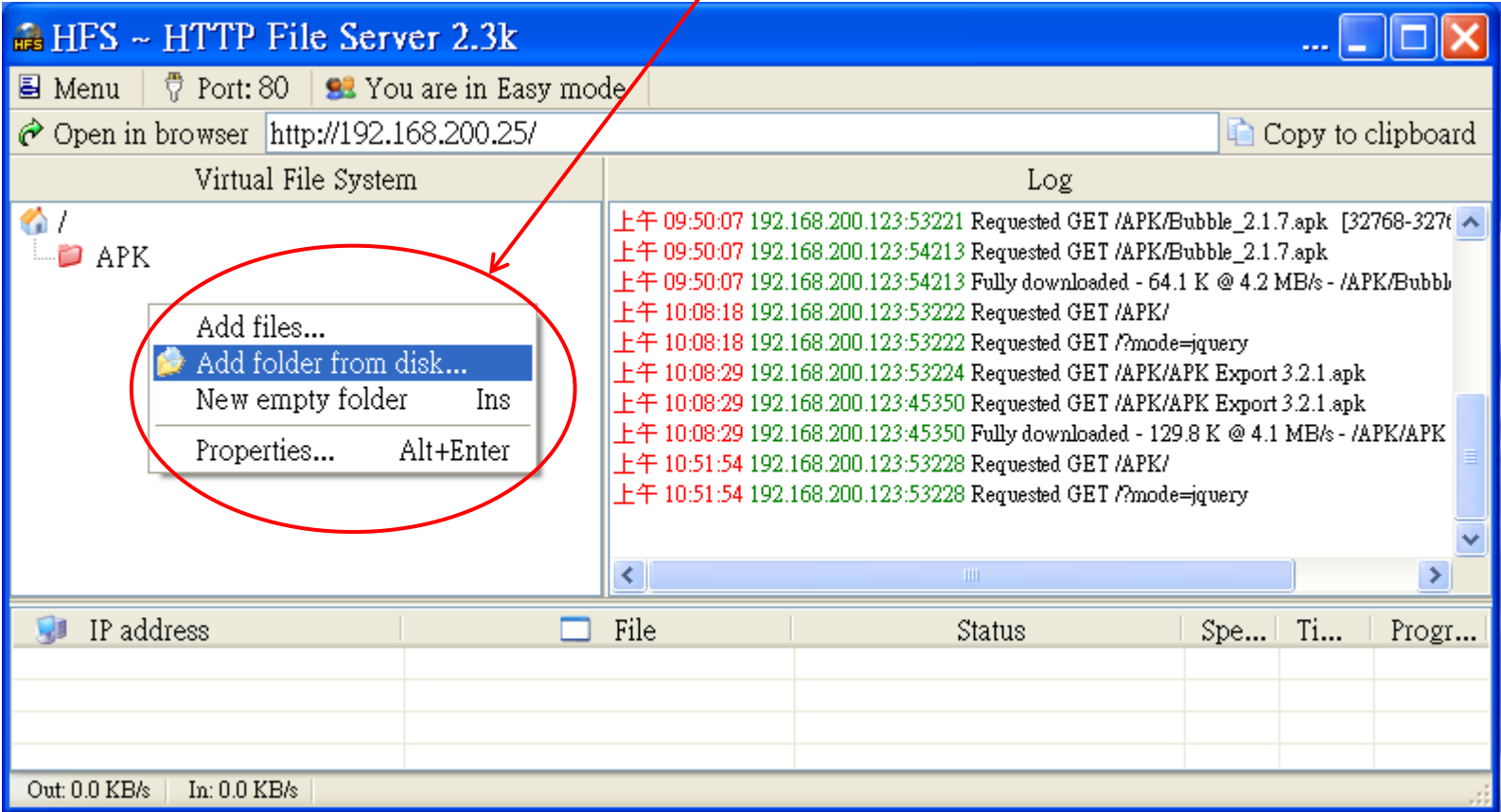
5.) Upload to Google Driver, download from Google Driver to your computer, or other methods.



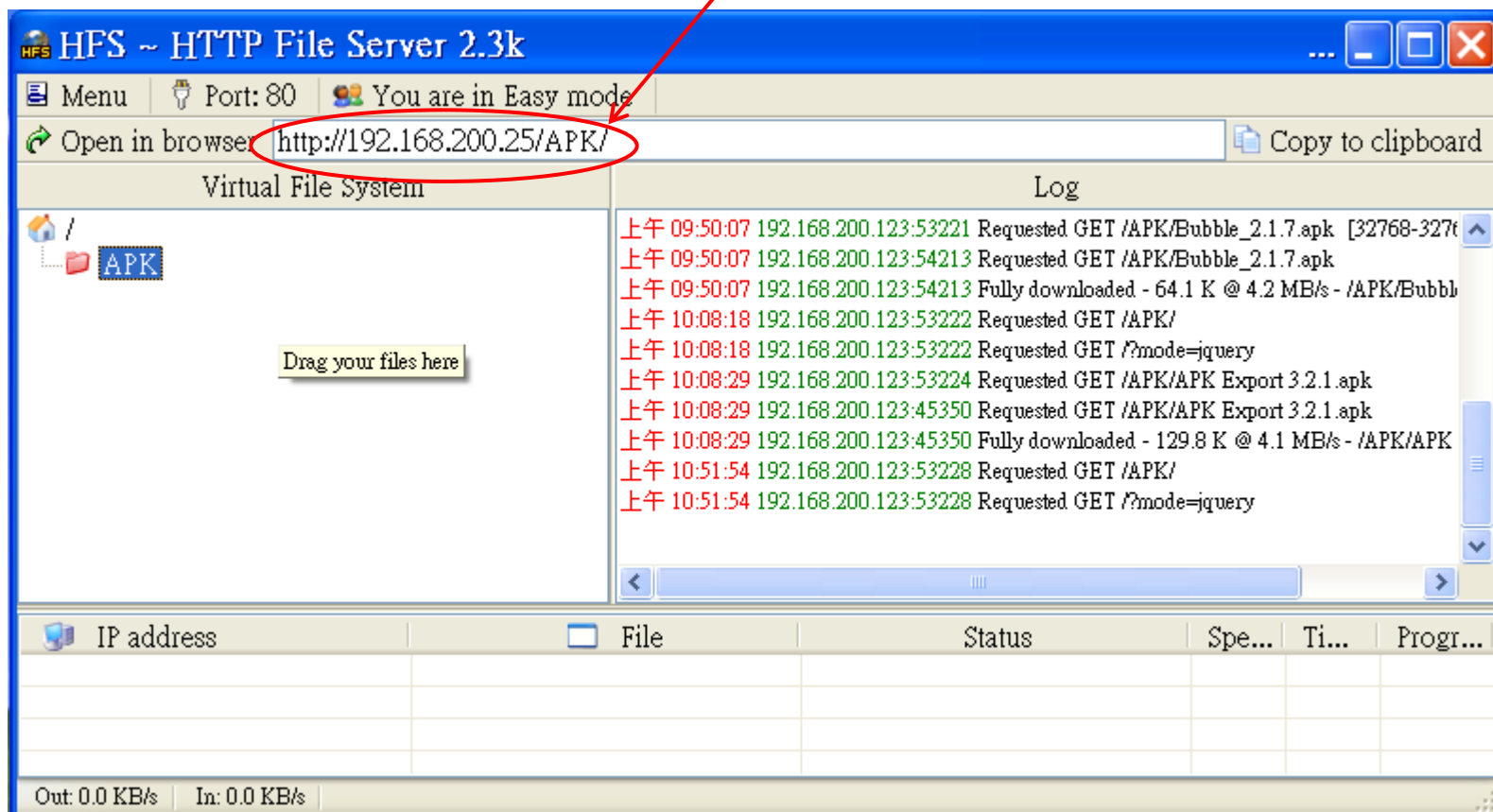
# How to install APK using web browser

Download Web Server application in PC from <http://www.rejetto.com/hfs/?f=dl> to download HFS.exe, The picture is as follows :

Click the right mouse button, add the web directory, select your APK (Bubble APK) where the file directory




For example, select D:\APK file directory, it will produce your page, http://192.168.200.25/APK/ (TCP / IP: is your computer's IP)



The screenshot shows the HFS ~ HTTP File Server 2.3k interface. The title bar includes the HFS logo and the text "HFS ~ HTTP File Server 2.3k". The interface has a menu bar with "Menu", "Port: 80", and "You are in Easy mode". Below the menu bar is a browser address bar containing "http://192.168.200.25/APK/" which is circled in red. To the right of the address bar is a "Copy to clipboard" button. The main area is split into two panes: "Virtual File System" on the left and "Log" on the right. The "Virtual File System" pane shows a home icon, a folder icon, and a file icon labeled "APK". Below this is a "Drag your files here" button. The "Log" pane displays a list of requests in Chinese and English, including timestamps, IP addresses, and request details. At the bottom of the interface is a table with columns for "IP address", "File", "Status", "Spe...", "Ti...", and "Progr...". The table is currently empty. At the very bottom, there are status indicators for "Out: 0.0 KB/s" and "In: 0.0 KB/s".

IP address	File	Status	Spe...	Ti...	Progr...

Open the web browser in Android 6.0 , and enter the web site



Enter the webpage URL that you just created on your PC http://192.168.200.25/APK/

Switch page, choose your APK

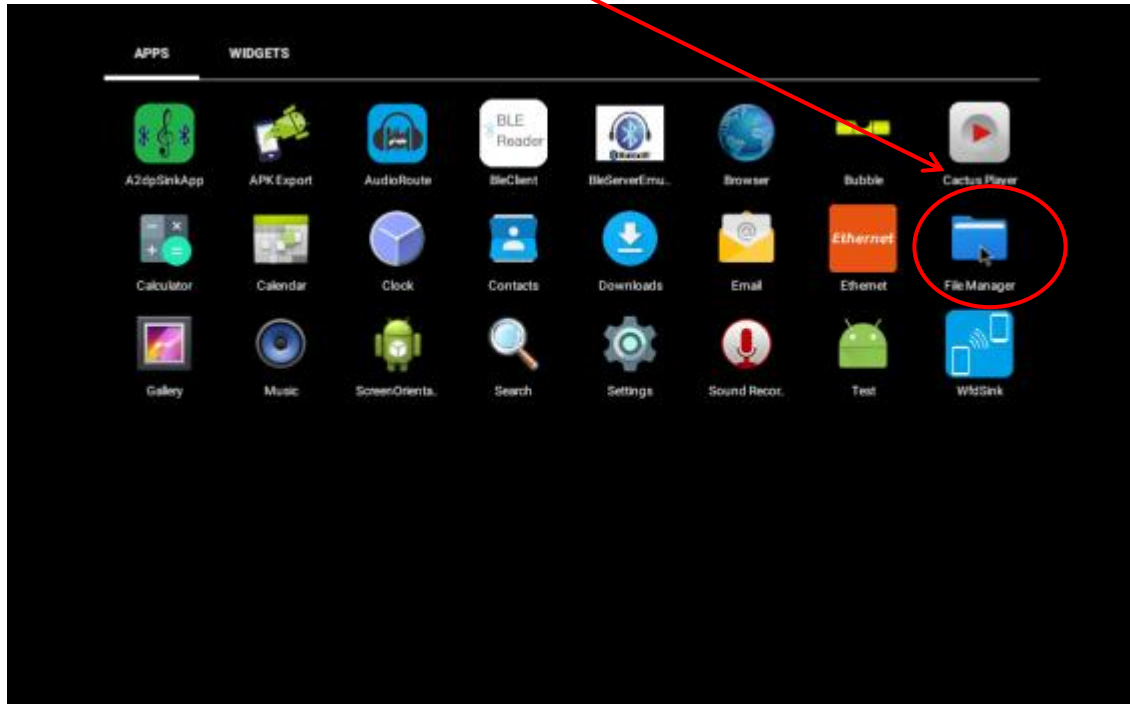
Page 1 2 3 4 5 No pages

Name	.extension	Size	Timestamp	Hits
Beacon Scanner	1.0.1.apk	2.2 MB	2017/1/6 上午 10:18:37	0
Bubble	2.1.7.apk	64.1 KB	2016/12/22 下午 04:45:46	3
Camera_Example-master	.zip	23.5 KB	2016/12/7 下午 03:59:16	0
com.fly.gps-4.0.2-apk.plus	.apk.zip	2.6 MB	2016/9/23 下午 01:04:15	0
com.google.android.gms-7.6.03	.apk	33.0 MB	2016/7/14 上午 11:24:06	0
com.jb.gd.keyboard_3.15_free-www.apkhere.com	.apk	20.0 MB	2017/6/13 下午 04:10:08	0
com.vito.lux_v1.0.2016.05.01	.apk	3.2 MB	2016/12/22 下午 05:33:33	0
compass	.apk	3.0 MB	2016/12/22 下午 04:56:17	1
compasspro_2.4	.apk	1.2 MB	2016/12/19 下午 03:33:50	0
compassTest	.apk	37.6 KB	2016/12/19 下午 04:49:53	2
CPU温度 3.5	.apk	2.3 MB	2017/5/19 下午 12:37:24	0
demo_1	.apk	25.5 MB	2016/11/7 下午 01:07:18	0

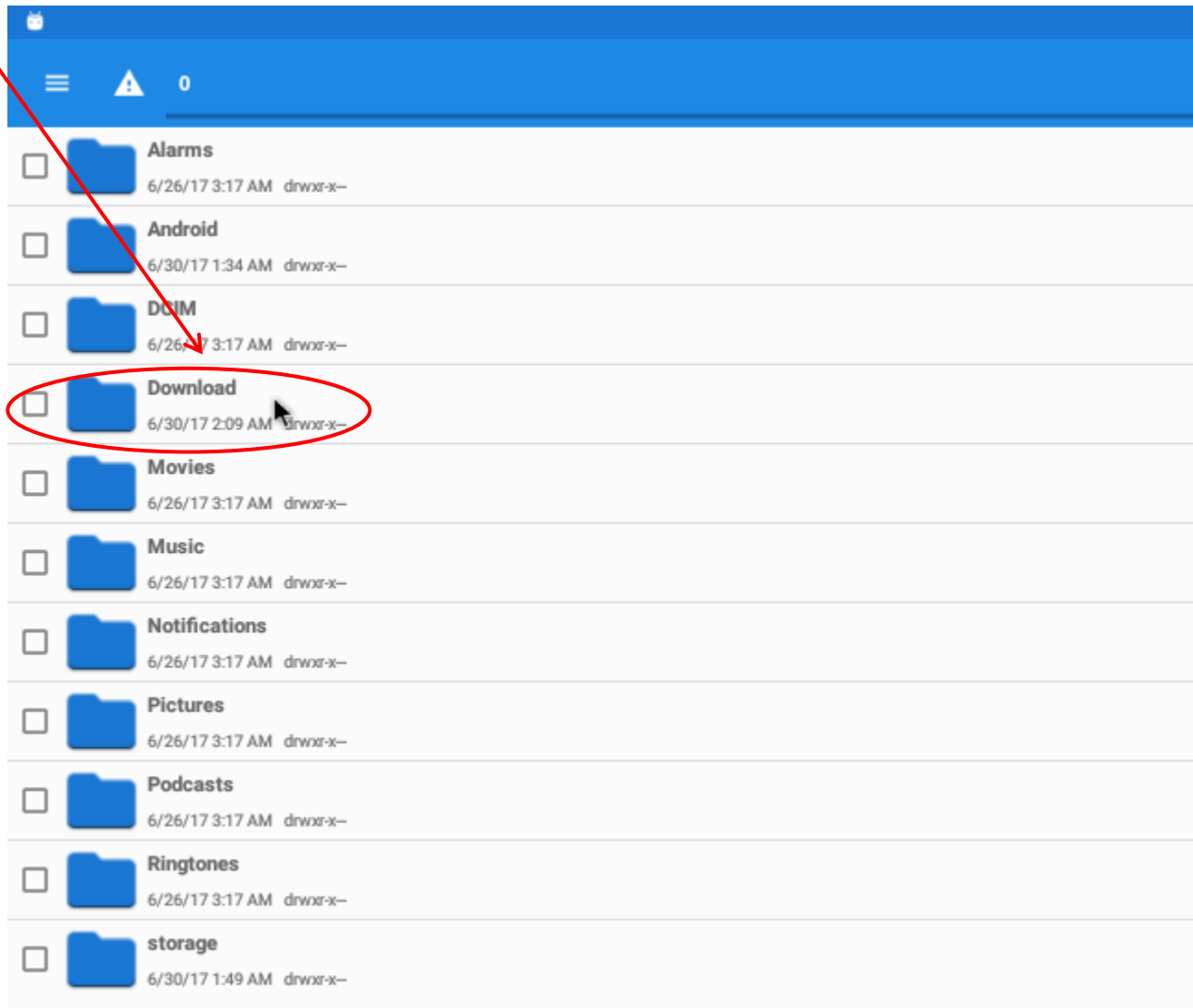
Click it, and start download you APK (Bubble APK)



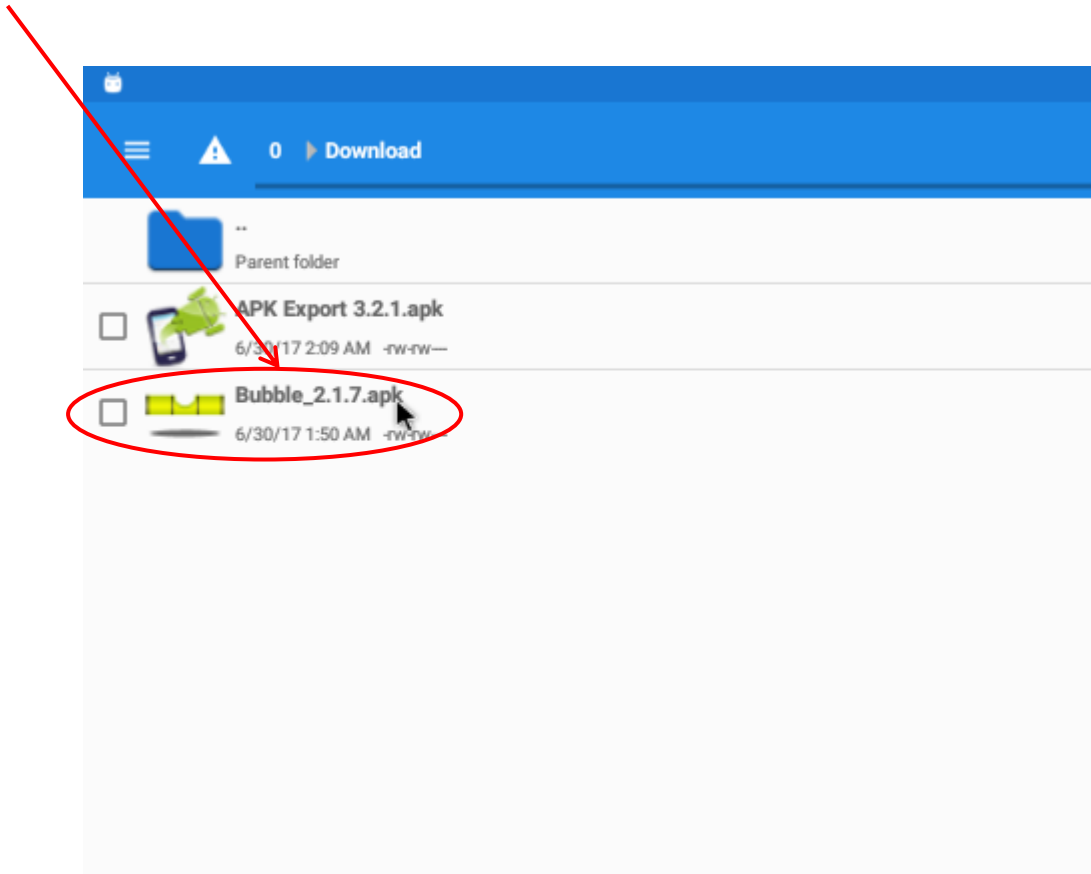
After download complete. Click File Manager



Click open Download directory



Click Bubble APK to install ( PS : Setting → Security → unknown source → enable )



 Bubble

---

Do you want to install an update to this existing application?  
Your existing data will not be lost. It does not require any special access.

CANCEL

INSTALL

install APK

